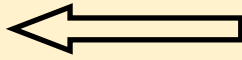


Instructions for connecting hydraulic tools from Momento and Rerobot/NIKE

Momento




Rerobot/NIKE



Momento cylinder or tool


Option 1:
Screw together couplings 244460200 and 077209005 and connect them to the existing couplings.



From pump, Rerobot/NIKE

Option 2:
Replace coupling on Momento cylinder with 077209005

Momento




Rerobot/NIKE



From pump, Momento

Option 1:
Screw together couplings 244460101 and 077207124 and connect them to the existing couplings.



Rerobot cylinder

Option 2:
Replace coupling on hose from Momento pump with 077207124